



3rd Class Home Study 4 (2 week plan)

Hello boys and girls of 3rd class,

We are so pleased with the learning you are doing at home. So many of you have sent us emails and photos, videos and little presentations on SeeSaw. Keep up the good work!

Ms Russell, Ms Conaghan and Mr Wrynn

SEESAW - digital portfolios

3rd class has also begun to use the online portfolio called SeeSaw Class to facilitate easier communication between the children and the class teacher. You will be able to upload pictures of your work and leave voice or text messages and receive feedback from the teacher. If you haven't already set up SeeSaw and would like to do so please email Ms Russell, Ms Conaghan and Mr Wrynn directly at cmss3rd@gmail.com to receive further information about how to set up the SeeSaw app.

In addition to suggested work in Home Study 4 we will also put up weekly assignments, reading aloud activities, times tables and spelling test along with some fun activities on SeeSaw.

Phone or Email

If you prefer not to use SEESAW can continue to send photos of your work or art to the new class email: cmss3rd@gmail.com. If you have any school related questions please text CMSS ph 0873733345

School Website

Check out the school website www.centralmodelseniorschool.ie to listen to storytime by Ms Kildee, Quiz Time with Ms Brady, Drawing Tutorials with Ms O'Callaghan, Lego Challenges with Ms Keating, Gaeilge with Ms Gillespie and Maths with Mr Fay with many more activities to come!

All Home Study Plans will be updated fortnightly and can be found under 3rd class on the school website.

RTE School Hub (TV) : *Please click here for information about daily school television.*

<https://www.centralmodelseniorschool.ie/post/rte-home-school-television>

Choose from any of the following activities. You don't have to complete all the work, just do a little bit each day:

Literacy:

<https://www.centralmodelseniorschool.ie/post/story-time-with-ms-kildee>

Spellings: Learn 5 spellings every day. Put the words into sentences. If you are unsure of the meaning of the spelling use a dictionary. <https://www.dictionary.com/>

1. Jumble the spelling of a word and then spell it correctly. E.g eecFn. Fence
2. Do the spelling quiz on SeeSaw
3. Play a game of Boggle online:
4. Out the words into sentences

<https://classroom-boggle.com/Online-Boggle/Online-Boggle-Game-7x5-Board/>

Monday	Tuesday	Wednesday	Thursday
noisy voice choice sentence information	noise point ointment poison symbol	fleece Greece cheese between explanation	noon afternoon spoon shoot aerial
wool hood wooden crooked passage	razor motor senior junior counties	actor doctor visitor conductor explosion	bloom broom choose smooth source



Daily Story Writing - write a story each day and post it on SeeSaw

Week 1

Mon: Imagine a giant box is delivered to your front doorstep with your name on it. What's inside and what happens when you open it?

Tue: Write a short story about what it might be like if you woke up one morning with a mermaid tail.

Wed: Which is better, winter or summer? Write about the reasons why you think winter or summer is better.

Thurs: Write about what would it be like if you had an alligator as a pet.

Week 2

Mon: Write a story using these 5 words: apple, train, elephant, paper, banjo

Tue: What do you want be when you grow up and why?

Wed: Who is your favourite person on the planet? What do you like most about that person?

Thurs: If you could have any secret super power, what would you want it to be and why?

Write an acrostic Summer poem

Reading:

- Complete the Read Aloud Activities on SeeSaw.
- Continue with Read at Home.

- Read for twenty minutes a day. If you would like a change from reading a DEAR time book sometimes you may like to read a newspaper, magazine, an information leaflet, a cookery book or a non-fiction book.

Instructions for accessing the Oxford Readers Online

1. <https://www.oxfordowl.co.uk/for-home/find-a-book/library-page>
2. Click 'Join' (All sign ups are free)
3. Join as a Parent and enter the relevant details required
4. When you have successfully joined, click on 'Levels'

Other good websites for reading are:

e-books from worldbookonline,

<https://www.worldbookonline.com/wb/products?ed=all&gr=WELCOME%21>

books from getepic.com,

<https://www.getepic.com/>

Storylineonline.com

<https://www.storylineonline.net/>

Audible.com

<https://stories.audible.com/start-listen>

Vooks.com

<https://www.vooks.com/>

Storyberries.com

<https://www.storyberries.com/>

Teach your monster to read

https://www.teachyourmonstertoread.com/?gclid=Cj0KCQjwncT1BRDhARIsAOQF9LnuXABAMj80uhZDk_ptpsXfSYzHn4ueeJG.Jso4qzIcrsnzBTKwUQCYaAmGSEALw_wcB

Oral language:

The Fallon's Oral Language Programme for 3rd to 6th Class is also available for FREE [here](#).

English Language Practice:

www.englishforeveryone.org



Numeracy:

<https://www.centralmodelseniorschool.ie/post/maths-at-home>

- Daily recital of multiplication tables. Use a checklist to test yourself. If you know them tick it and move on to the ones you don't know. This is a really good website to help you practice www.timestables.co.uk
- Complete the times tables quizzes that we post on SeeSaw.
- Game to help with learning your multiplication tables: Roll two dice and multiply them together. Time yourself to see how many you get right in 30 secs, a minute etc.
- Hit the Button maths section in www.topmarks.co.uk
- Continue with mental maths and problem solving.
- Mathletics
- Login to <https://my.cjfallon.ie/> and open **Busy at Maths online book** as explained in Home Study 2. Complete chapter 27 and 33
- Practise telling the time with your parents.
- Measure the height of everyone in your family using a ruler or measuring tape.
- Find the price of ten items in your weekly food shop, calculate the total cost.






Gaeilge:

<https://www.centralmodelseniorschool.ie/post/rannta-scéalta-agus-spraoi-i-ngaeilge>

- Online dictionary Focloir.ie
- Teanglann.ie can help with the pronunciation of words. Type the word you would like help with in the search box and click search. Below this search box there are five options e.g English - Irish dictionary. If you would like help with pronouncing a word click on the last option 'foghraíocht'.
- Download the app – DUOLINGO to practice making sentences in Irish.
<https://www.duolingo.com/course/ga/en/Learn-Irish>



Read the story and answer the questions.




Other Irish activities similar to this will be posted on SeeSaw each week.

		
teilifiseán	leoraí	bábóg

An Seó Bréagán

Bhí an Seó Bréagán ar an teilifís. Bhí Liam agus Niamh ar an seó.
 Bhí leoraí ag Liam. Bhí solas mór buí air.
 Bhí bábóg ag Niamh.
 "Céard is ainm di?" arsa Pat.
 "Kití is ainm di," arsa Niamh.
 Bhí Kití ag caint, ag gáire agus ag caoineadh.
 Chuir Niamh cóta agus caipín ar Kití. Chuir sí Kití sa phram. Thit Kití ina codladh.

		
cóta	caipín	pram

16

A. Fíor nó Bréagach?



1. Bhí an Seó Bréagán ar an teilifís.
2. Bhí carr ag Liam.
3. Bhí bábóg ag Niamh.
4. Kití is ainm don bhábóg.
5. Chuir Liam Kití sa phram.



B. Freagair na ceisteanna.

1. Cé a bhí ar an Seó Bréagán? _____
2. Céard a bhí ag Liam? _____
3. Céard a bhí ar an leoraí? _____
4. Céard a bhí ag Niamh? _____
5. Céard a chuir Niamh ar Kití? _____

C. Scríobh an focal ceart faoi gach pictiúr.

			
_____	_____	_____	_____

D. Scríobh 4 fhocal ón scéal leis na litreacha seo.

p g r l e m ó b a o t e á í b

1. _____
2. _____
3. _____
4. _____

Listen to a story in Irish:

<https://soundcloud.com/search?q=walker%20eireann>

Have a look at some of the children's programmes on TG4:

<https://www.cula4.com/en/>

There is a section called [Green-Schools Stay Home](#) on the website.

Each week there will be another 5 days worth of short videos or activities.

You can choose which theme you would like to focus on. We really like the [Travel](#) section but there are other really cool activities in the other sections like water experiments, nature diary, and even a pollutant taste test experiment.

Also, this is the first time I've personally made videos and I'm a bit excited to share them so here they are:

[Let's Go For A Cycle](#): 2 mins on 3 quick and easy steps to getting out on the bike

[Helmet Fitting](#): 6 mins on how to make sure the helmet is just right (hopefully more entertaining than it sounds!)

[Origami Jumping Frog](#): 13 mins on how to fold an origami frog with some Irish frog facts

STEM (science, technology, engineering and mathematics) Challenge:

Build your name in 3D using whatever you have at home e.g. lego, socks, spoons

Pick an Irish county and write up a fact file about it.

Choose your favourite Irish myth/legend, write a summary of the legend and illustrate a scene from the story.

Practice learning the countries of your Europe using this website:

<https://online.seterra.com/en/vgp/3007>

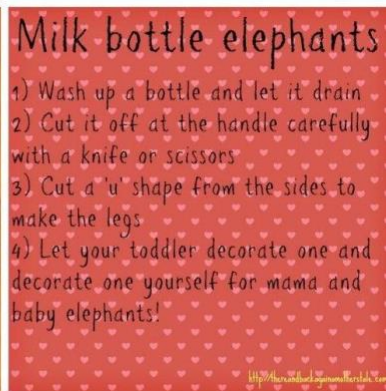
Art

<https://www.centralmodelseniorschool.ie/post/drawing-with-ms-o-callaghan>

Art: Create an elephant using recycled material! (See photographs below)

You will need: an old milk carton, scissors, glue, paint and/or coloured or crepe paper.

1. Remove the lid and thoroughly clean your milk carton.
2. **Always ask an adult for help when using scissors.** Cut across the bottom of the carton and remove it. Next, cut off the bottom of the handle (trunk). Following that, cut out pieces on the bottom of the carton (square shapes) to create the shape of the elephant's legs.
3. Your elephant should stand independently. Now for some colour!
4. If you have glue and coloured paper / crepe paper, tear the paper into small pieces. Glue the paper onto the milk carton to create a bright and colourful elephant. If you don't have coloured paper / crepe paper, you could paint the carton instead.
5. Add eyes and ears using paint or paper and glue.



- Draw and colour a sunset or sunrise.

Other art activities will be posted on SeeSaw

SPHE

- In your copybook record 3-5 random acts of kindness per day.

- Mindfulness - practice a daily mindfulness session. Click on this link to bring you to a guided meditation session for children. <https://www.headspace.com/meditation/kids>
- Ask your parents/guardians if they need any help with jobs about the house.
- Give a compliment to everyone in your family.
- Practise your breathing with Go Noodle
<https://family.gonoodle.com/activities/rainbow-breath>
- Other SPHE activities will be posted on SeeSaw

PE

1. Joe Wicks 5 minute moves

<https://www.youtube.com/watch?v=fAUckPMJKSY>

Joe is also doing PE sessions live daily at 9am Monday to Friday. Also if you search 'PE with Joe' on youtube you will find all of his previous sessions.

2. Go Noodle and other P.E activities will be posted on SeeSaw

Music

Some upbeat songs to listen and sing along to.

Join in, sing and dance

along <https://www.youtube.com/watch?v=EwuCAnc7G8Q>

Listen and sing along.

<https://www.youtube.com/watch?v=0LI9ctimxdo&list=RD0LI9ctimxdo&index=1>

And the words so you can sing along.

[w.youtube.com/watch?v=1jj9DieJ6Y](https://www.youtube.com/watch?v=1jj9DieJ6Y)

Listen and sing and dance along.

<https://www.youtube.com/watch?v=uWXUWepSak4https://w>

And the words.

[ww.youtube.com/watch?v=K2Q2MzfBuW4](https://www.youtube.com/watch?v=K2Q2MzfBuW4)

Other music activities will be posted on SeeSaw.



If you have a printer at home visit www.twinkl.ie to print off really good worksheets which are categorized into class levels.

Use the special code: IRLTWINKLHELPS

Other good websites include:

- [Teach Your Monster to Read](#), available in both website and app, supports children in learning to read.
- [GoNoodle](#) provides videos of dances, exercises and physical activities. It is used in schools to keep children active.
- [Matific](#) are offering free access for 60 days to its digital Mathematics resources for primary schools.
- This Irish visual arts website [I Am An Artist](#) has short videos, slideshows, lessons and projects for primary school pupils.